

Marling School
KS3 Reading Scheme



Developing Reading
Bronze Booklet

Name:

Form:

Teacher:

Reading Record

Date		Name of Book	Rating /5	Signed
	Book 1			
	Book 2			
	Book 3			
	Book 4			
	Book 5			
	Book 6			
	Book 7			
	Book 8			
	Book 9			
	Book 10			
	Book 11			
	Book 12			
	Ext 1			
	Ext 2			
	Ext 3			
	Ext 4			

Reading Scheme Agreement

How I will start my library lessons:

- I will line up...
- I will enter the library ...
- I will be prepared with my...
- Straight away, I will start...
- If I need to choose or return a book, I will...

How I will behave during my library lessons:

- I will choose a book from the...
- Throughout the lesson, I will read...
- I will continue to read my book...
- When I have finished my book, I will complete the...
- When I have finished my task, I will...

How I will ensure high standards during my library lessons:

- I will ensure my response is...
- I will proofread my work for...
- I will take pride in my...

How my teacher will monitor my progress in library lessons:

- My teacher will listen to me...
- My teacher will check my booklet...
- My teacher will ask me...
- If my teacher is concerned I am not engaging, completing work or taking pride in my presentation then they will...
- For excellent work and attitude, my teacher will...

I agree to follow the expectations above and continue to uphold these standards throughout the year.

Signed:

Date:

KS3 Reading Scheme – Bronze

How does the reading scheme work?

- Every fortnight one of your English lessons is timetabled for independent reading in the school library. During these lessons you will read books from this booklet. You will also need to spend some time reading them at home.
- In order to complete the Bronze award you need to read a total of **12 books** from 3 reading zones. There are three zones made up of six hexagons, each hexagon representing either a book or an author. The librarians will tell you which zone your class should start on. Choose one of the hexagons in that zone to begin. The hexagons can be tackled in any order. There are six options and you need to read **FOUR** of them to complete the zone.
- Once you have finished a hexagon, **complete** the appropriate **task** in this booklet and show it to your teacher so it can be signed off and then pick another hexagon.
- On completion of the first zone, work your way through the remaining zones. **You should aim to complete one zone every two terms, in order to finish the booklet by the end of Year 7.**
- In order to achieve the Bronze award you must complete zones 1–3 by the end of the year.
- If you finish zones 1–3 before the end of the year, there is an extension zone 4 for you to complete too.

Where do I get the books?

- You will choose your books from the library. If you have a copy of a book that is on the reading scheme at home then you may bring that to lessons.
- The librarians can help you find the book/s you need.
- Copies of the Bronze booklet will be available in the library for reference and on the school website.
- Some hexagons will require you to select a book from a list; these lists will be in the library and your teacher will have a copy.

When do I choose my books?

- It is your responsibility to **bring a suitable book with you to each library lesson**. The library is open from 8:30am (8.35 on Mondays), at breaktime, at lunchtime and after school for you to choose your book. It is your responsibility to use breaktimes and lunchtimes to find and / or change your book.
- You will have some time towards the end of each lesson to choose books, however remember that this lesson is meant to be **for reading** and so book-choosing time will be kept to a minimum.

Why do I have to read the books outlined in this booklet?

- The reading lesson gives you the opportunity to tackle books in a variety of genres to expand your vocabulary, observe different writing styles and develop your understanding of various topics.
- Although we hope you will find the books enjoyable, the lesson is part of your academic studies.
- You can borrow other books from the library for your leisure reading outside of the lesson. We stock many popular teen authors such as Michael Grant and Robert Muchamore.

What happens if I have read the books in a hexagon already?

- Choose from another hexagon in the same zone.
- If you have already read several titles in a zone, ask your teacher or Ms Wilcox for alternatives.

What happens if I do not like the books in a hexagon?

- Persevere until the end of the first chapter. Then, if you really do not like the book, choose from another hexagon in the same zone.

Marling Laureates

Three times a year there will be a **special Laureates Lunch** for students who have completed double the amount of hexagons required (i.e. for those who have read 8 books by Christmas, 16 by Easter, 24 by the end of the summer term). If you complete **every** hexagon in **every** zone, you will become a **Marling Laureate** and will receive your Marling Laureate bookmark.

Bronze

Complete 4 hexagons in each zone

Write the name of the book you have chosen and the date on which you started the book in your Reading Record.



Play Your Wild Card
Once you have read 6 books you may swap a hexagon for a **book of your choice**. Get approval before you start reading.

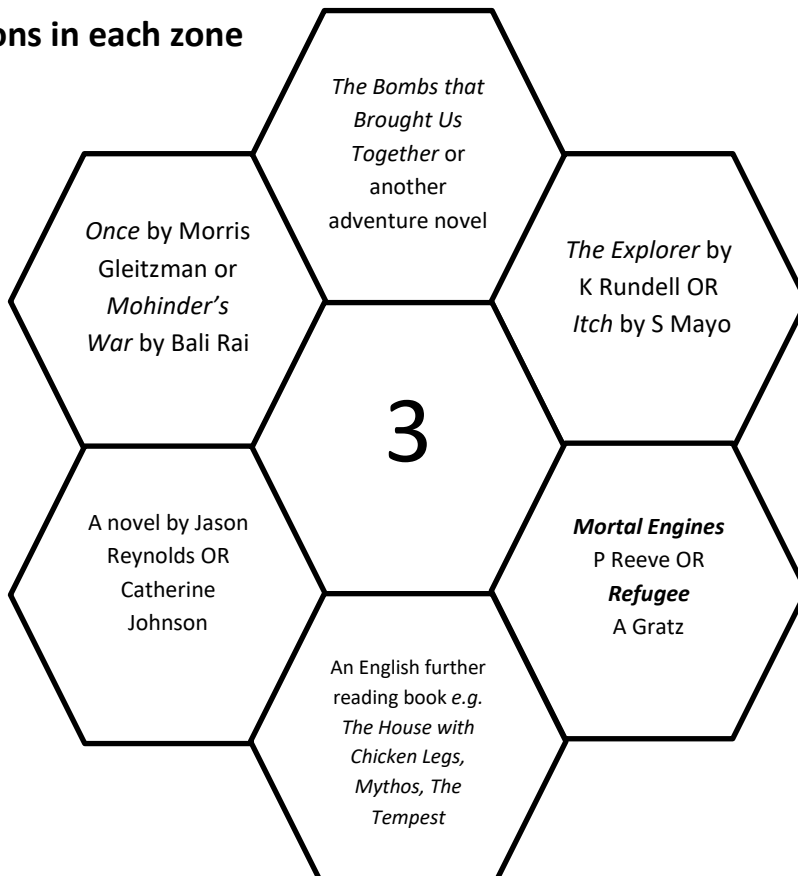
My Wild Card choice is:

Approved by Teacher/Librarian:

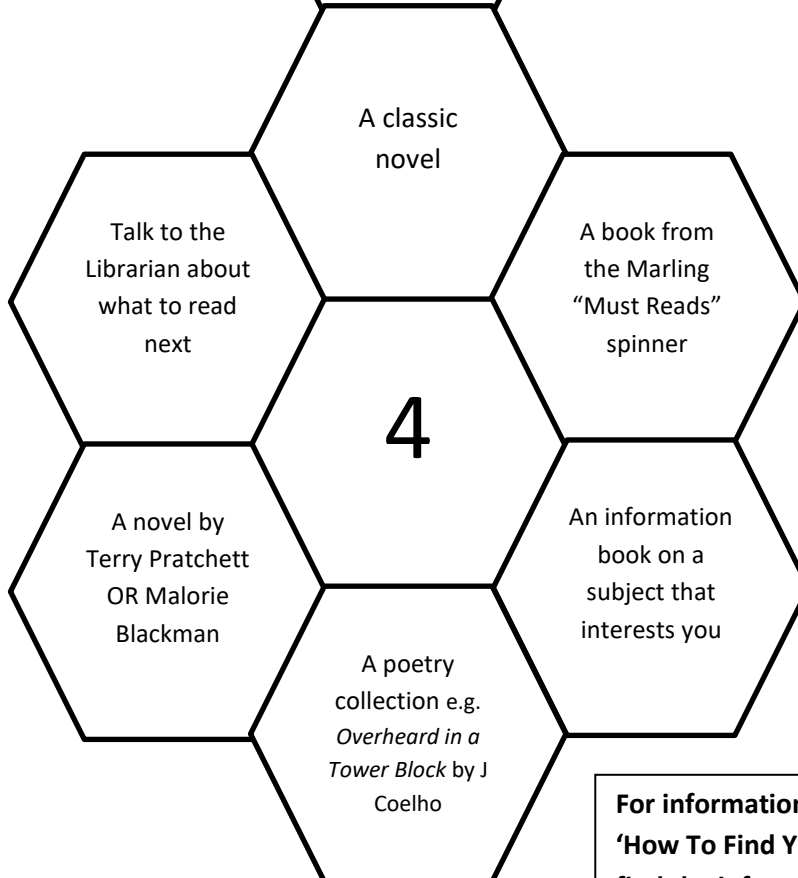
Look on the Bronze spinner for Usborne True Stories and Classics

Bronze

Complete 4 hexagons in each zone



Extension zone:



For information books check the 'How To Find Your Books' poster to find the information section you need.

Zone 1 – A novel by Michael Morpurgo OR Derek Landy

**Make a list of FIVE new words you have learnt from your chosen book.
For each one, include the page number in the book and the sentence it was used in
and then write a definition and write another sentence that uses the word.**



Zone 1 – A novel by Nic Stone OR Chris Bradford

Draw a picture of your favourite character from your chosen book and write a descriptive paragraph about them. Focus on including literary devices in your paragraph e.g. adjectives, similes, metaphors etc.



Zone 1 – A novel by Rick Riordan OR Philip Reeve

Imagine you work for a popular teenage magazine. You have been asked to review the book you have read. Write your review below.

Comment on the story line, characters, setting and any ideas that the novel makes you think about. End your review by giving your opinion of the book.

Zone 1 – A fantasy novel

Book genres have conventions that they need to follow, this is a loose list of rules that make the book part of that genre.

Use your school device to research the conventions of the fantasy genre and create a list of 5-10 bullet points.

Once you have your bullet points, write a paragraph explaining how the novel you read, followed the conventions of fantasy fiction.

Zone 1 – A humorous novel

Describe a humorous event from the book. Why was it funny? Did it make you laugh?



Zone 1 – A Crime Novel

Create a newspaper front page for the crime committed in the book you read. Your frontpage should have: a newspaper name and date; bold writing; a catchy headline; a paragraph covering the 5Ws for the crime; a picture; a link to other relevant stories or advertisements.


Zone 2 – Wonder by R. J. Palacio OR Boy 87 by Ele Fountain

For this hexagon, you chose one of the above books to read. Write an explanation of the book, focusing on content, characters, issues and themes.

Then, find someone in the class who read the book you did not read. Swap booklets and read each other's explanation to learn about the other book.



**Zone 2 – Pax by Sara Pennypacker OR October, October by Katya Balen
OR When The Sky Falls by Phil Earle OR another animal/nature story**



**Write a detailed description
of an animal or an aspect of
nature that interests you
from the book and draw a
picture to go with it.**

Zone 2 – Pig Heart Boy by Malorie Blackman OR Oranges in No Man's Land
by Elizabeth Laird

Both of the above books explore serious issues and experiences.

Choose one of the main characters from your chosen book and write a diary entry that follows something significant that happened to them in the story. Focus on really showing how the character feels.




Zone 2 – A book from the ‘read around a subject’ list

Answer the following questions in one complete paragraph: What subject did you choose to read around? Why did you choose this subject? What book did you choose? How did this book link to the subject? Would you recommend it to other students who are interested in the subject?

Once you have written your paragraph, write a list of at least 5 bullet points that details what you learnt in the book you read.

Zone 2 – A classic story



**Imagine you are one of the minor
characters in the book.**

**Re-write a passage of the story
from your perspective.**

Zone 2 – A novel in verse

Novels in verse are getting more popular. They give writers the freedom to convey the character's train of thought and to experiment with how words look on a page.

Write your own story in verse. The title of the story is: A School Day.



Zone 3 – *The Bombs that Brought Us Together* or an adventure novel

**Would you add this book to the “Marling Must Read” list?
Outline the book and your reasons below.**



Zone 3 – The Explorer by Katherine Rundell OR Itch by Simon Mayo


You are a newspaper reporter and have been asked to write an article about one of the main events from your chosen book.

Write the article below.



Zone 3 – Mortal Engines by P Reeve or Refugee by A Gratz

Write a diary entry from the perspective of one of the main characters from your chosen book, following a significant event that has happened to them. Focus on really expressing their thoughts and feelings about what has happened.



Zone 3 – An English Further Reading book

Expanding our vocabulary is really important. Create a list of 10 new words you learnt from reading your book and write the definitions alongside.



Zone 3 – A novel by Jason Reynolds or Catherine Johnson


**Write your response to the book. Did you enjoy it or dislike it? Why?
Comment on the story line, characters, setting and any ideas that the novel makes you
think about. End your review by giving your opinion of the book.**



Zone 3 – *Once* by Morris Gleitzman or *Mohinder's War* by Bali Rai

These books contain powerful stories about war.

Write a summary outlining what you have learnt about war from the book you read.



Wild Card

Ask the Librarian for a review card and write a review of your chosen book to go on display in the library

Here's an example and one below you can use as a rough draft.

Book title and author

Brief description
(see ideas below)

Colour in the stars for your rating

Include your name

What If?
by Randall Munroe

This is the definitive answer to a whole load of ridiculous questions you didn't even realise you needed to know.

Rating: ★★★★★

Reviewed by: Mr Rawson

Book title
by Author Name

Write your review here. Include a headline if you want and let others know what you thought!

Rating: ☆☆☆☆

Reviewed by: Your Name

- Imagine you are a journalist
 - Make your review punchy and to-the-point
 - Include an attention-grabbing headline
 - Alliteration works well, so do lists of three examples
- Who else would enjoy reading this book? Is it a must read for all sci-fi fans or the perfect choice for fans of Anthony Horowitz for example?

Extension Zone 4 – A classic novel


**The majority of classic novels were written a long time ago.
Design a modern front cover for your chosen book.**

Extension Zone 4 – A book from the Marling “Must Reads” spinner

These books have been chosen as must reads by students and teachers. Why do you think they were chosen? Do you agree that this is a book that would appeal to other Marling students? Why?

Extension Zone 4 – An information book on a subject that interests you

Write an explanation of something new you have learnt from your chosen non-fiction book.



Extension Zone 4 – A poetry collection

e.g. *Overheard in a Tower Block* by Joseph Coelho

Having read a collection of poetry, you will have experienced a variety of poetic structures, themes and rhyme schemes.

Using your new knowledge, write your own poem about a topic of your choice.



Extension Zone 4 – A novel by Terry Pratchett OR Malorie Blackman

Draw a picture of your favourite character from your chosen book and write a descriptive paragraph about them. Focus on including literary devices in your paragraph e.g. adjectives, similes, metaphors etc.



Extension Zone 4 – Talk to the Librarian about what to read next

What did you decide to read and why?

**Write your response to the book. Did you enjoy it or dislike it? Why?
Comment on the storyline, characters, setting and/or any ideas that the book makes
you think about. End your review by giving your opinion of the book.**



CONGRATULATIONS!

**YOU HAVE COMPLETED
THE BRONZE READING
SCHEME!**



"THERE IS MORE TREASURE IN BOOKS
THAN IN ALL THE PIRATES' LOOT ON
🐻 TREASURE ISLAND." 🐻
-WALT DISNEY

