

Marling School
KS3 Reading Scheme



Expanding Reading
Silver Booklet

Name:

Form:

Teacher:

Reading Record

Date		Name of Book	Rating /5	Signed
	Book 1			
	Book 2			
	Book 3			
	Book 4			
	Book 5			
	Book 6			
	Book 7			
	Book 8			
	Book 9			
	Book 10			
	Book 11			
	Book 12			
	Ext 1			
	Ext 2			
	Ext 3			
	Ext 4			

Reading Scheme Agreement

How I will start my library lessons:

- I will line up...
- I will enter the library ...
- I will be prepared with my...
- Straight away, I will start...
- If I need to choose or return a book, I will...

How I will behave during my library lessons:

- I will choose a book from the...
- Throughout the lesson, I will read...
- I will continue to read my book...
- When I have finished my book, I will complete the...
- When I have finished my task, I will...

How I will ensure high standards during my library lessons:

- I will ensure my response is...
- I will proofread my work for...
- I will take pride in my...

How my teacher will monitor my progress in library lessons:

- My teacher will listen to me...
- My teacher will check my booklet...
- My teacher will ask me...
- If my teacher is concerned I am not engaging, completing work or taking pride in my presentation then they will...
- For excellent work and attitude, my teacher will...

I agree to follow the expectations above and continue to uphold these standards throughout the year.

Signed:

Date:

KS3 Reading Scheme – Silver

How does the reading scheme work?

- Every fortnight one of your English lessons is timetabled for independent reading in the school library. During these lessons you will read books from this booklet. You will also need to spend some time reading them at home.
- In order to complete the Silver award you need to read a total of **12 books** from 3 reading zones. There are three zones made up of six hexagons, each hexagon representing either a book or an author. The librarians will tell you which zone your class should start on. Choose one of the hexagons in that zone to begin. The hexagons can be tackled in any order. There are six options and you need to read **FOUR** of them to complete the zone.
- Once you have finished a hexagon, **complete** the appropriate **task** in this booklet and show it to your teacher so it can be signed off and then pick another hexagon.
- On completion of the first zone, work your way through the remaining zones. **You should aim to complete one zone every two terms, in order to finish the booklet by the end of Year 8.**
- In order to achieve the Silver award you must complete zones 1–3 by the end of the year.
- If you finish zones 1–3 before the end of the year, there is an extension zone 4 for you to complete too.

Where do I get the books?

- You will choose your books from the library. If you have a copy of a book that is on the reading scheme at home then you may bring that to lessons.
- The librarians can help you find the book/s you need.
- Copies of the Silver booklet will be available in the library for reference and on the school website.
- Some hexagons will require you to select a book from a list; these lists will be in the library and your teacher will have a copy.

When do I choose my books?

- It is your responsibility to **bring a suitable book with you to each library lesson**. The library is open from 8:30am (8:40 on Wednesdays), at breaktime, at lunchtime and after school for you to choose your book. It is your responsibility to use breaktimes and lunchtimes to find and / or change your book.
- You will have some time towards the end of each lesson to choose books, however remember that this lesson is meant to be **for reading** and so book-choosing time will be kept to a minimum.

Why do I have to read the books outlined in this booklet?

- The reading lesson gives you the opportunity to tackle books in a variety of genres to expand your vocabulary, observe different writing styles and develop your understanding of various topics.
- Although we hope you will find the books enjoyable, the lesson is part of your academic studies.
- You can borrow other books from the library for your leisure reading outside of the lesson. We stock many popular teen authors such as Michael Grant and Robert Muchamore.

What happens if I have read the books in a hexagon already?

- Choose from another hexagon in the same zone.
- If you have already read several titles in a zone, ask your teacher or Ms Wilcox for alternatives.

What happens if I do not like the books in a hexagon?

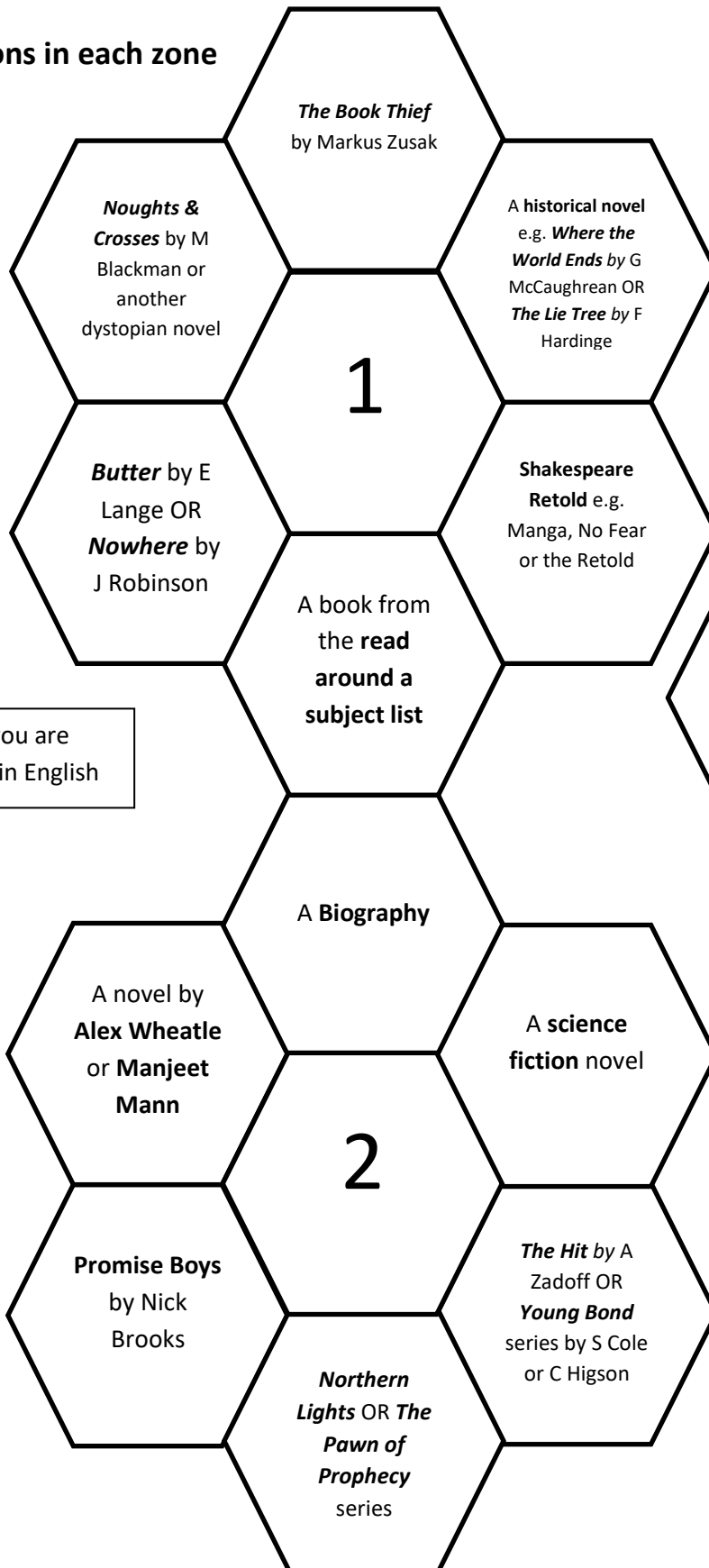
- Persevere until the end of the first chapter. Then, if you really do not like the book, choose from another hexagon in the same zone.

Marling Laureates

Three times a year there will be a **special Laureates Lunch** for students who have completed double the amount of hexagons required (i.e. for those who have read 8 books by Christmas, 16 by Easter, 24 by the end of the summer term). If you complete **every** hexagon in **every** zone, you will become a **Marling Laureate** and will receive your Marling Laureate bookmark.

Silver

Complete 4 hexagons in each zone



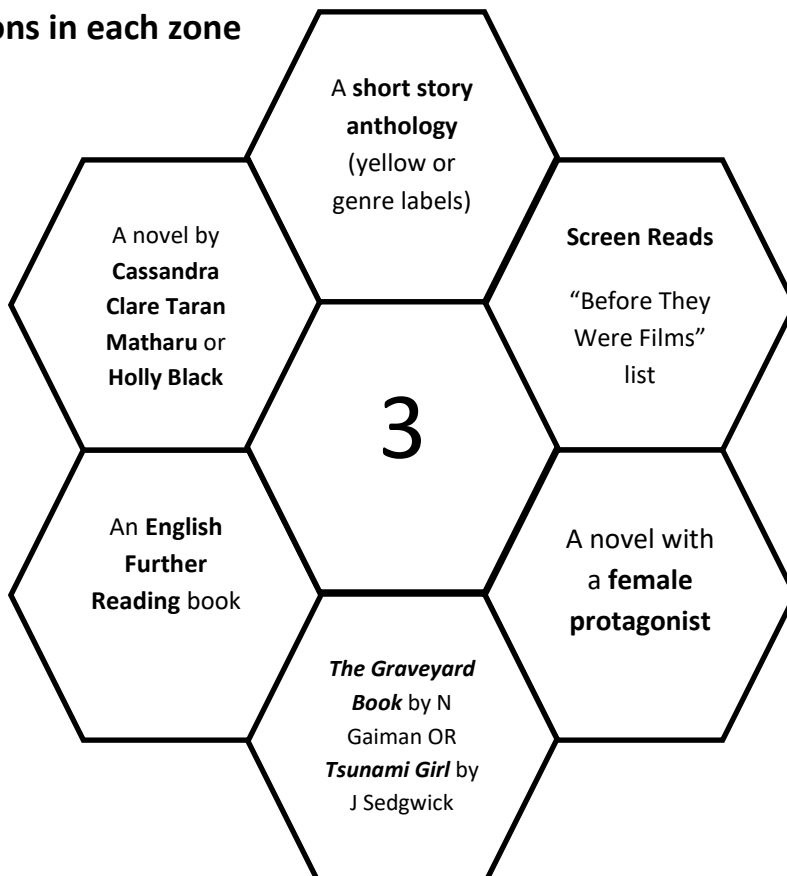
Do not choose books you are studying or have studied in English

My Wild Card choice is:

Approved by Teacher/Librarian:

Silver

Complete 4 hexagons in each zone



Extension zone



Zone 1 – *The Book Thief* by Markus Zusak

Novels end in a variety of ways, ranging from dramatic twists to the predictable 'happily ever after.' **Suggest a different ending for the novel you have read.**

Zone 1 – A historical novel e.g. *Where the World Ends* by G McCaughrean

OR *The Lie Tree* by F Hardinge

- 1. Draw a picture of your favourite character from your chosen book**
- 2. Find the page in the book which describes your character and write a descriptive paragraph about them. Focus on including literary devices in your paragraph e.g. adjectives, similes, metaphors etc.**



Zone 1 – Shakespeare Retold (not Macbeth or The Tempest)

Imagine you are one of the minor characters in the book.

Retell a passage of the story from your perspective.

Zone 1 – A book from the ‘read around a subject’ list

Answer the following questions in one complete paragraph: What subject did you choose to read around? Why did you choose this subject? What book did you choose? How did this book link to the subject? Would you recommend it to other students who are interested in the subject?

Once you have written your paragraph, write a list of at least 5 bullet points that details what you learnt in the book you read.

Zone 1 – *Butter* by Erin Lange OR *Nowhere* by Jon Robinson

Make a list of questions you would like to ask either the main character OR the author of the book.



Zone 1 – *Noughts and Crosses* or another dystopian novel

Dystopian societies often include technology as a way in which to control the public. Come up with 5 technologies, either real or imagined, and explain what they do and how they could be used to control people.

Zone 2 – A Biography

Create a fact file of key information that you learnt about the person who's biography you read. You could include: a timeline, key events in their life, a list of achievements, information about their family or relationships, the impact they have had on society.

Zone 2 – A science fiction novel

Science Fiction is a genre of fiction. Research the conventions of Science Fiction on your school device and write 5-10 bullet points listing what you find. Once you have done that, write a paragraph explaining how your chosen book conformed to the conventions of science fiction, making sure to give specific examples



**Zone 2 – *The Hit* by Allen Zadoff OR one of the Young Bond series
by C Higson or S Cole**

Both of the above authors carefully create characters for their books.

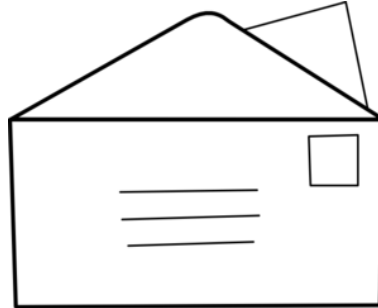
If you could change one of the characters in your chosen book which one would it be and why/how would you change them OR how you would add another character.

Zone 2 – Northern Lights by Philip Pullman OR The Pawn of Prophecy

by David Eddings

Imagine you are one of the main characters in your chosen book. Following a significant event that happens, you write a letter to a friend detailing the events.

Write your letter below.



Zone 2 – Promise Boys by Nick Brooks

The three main characters in Promise Boys are mistreated because of their race and social background, this is called prejudice and discrimination. Design a poster to go up in your school that raises awareness about how damaging prejudice and discrimination can be.

Zone 2 – A novel by Alex Wheatle or Manjeet Mann

**Make a list of questions you would like to ask either the main character OR
the author of the book.**



Zone 3 – A short story anthology

Which were your top three stories in the anthology and why? Write an explanation of the stories, focusing on content, characters, issues and themes.

Zone 3 – Screen reads: “Before They Were Films” list

Many books are turned into films. Imagine you are a film director and have been asked to turn the book you have read into a film. How are you going to turn it into film? What locations are you going to use? Which parts of the book will you include/exclude? Which actors/actresses will you ask to play the characters?



Zone 3 – A novel with a female protagonist

Your book featured a female protagonist, start by writing a summary of the protagonist by writing a paragraph that answers the following: What is their name? How old are they? What are their main characteristics? What challenges do they face?

Once you have written your summary, choose THREE key events in your story, for each event, explain whether or not you think that the character being female influenced how other people treated them and why.

Zone 3 – The Graveyard Book by Neil Gaiman OR Tsunami Girl

by Julian Sedgwick

Write a diary entry from the perspective of the main character of your chosen book following a significant event that has happened to them. Focus on what they are thinking and how they are feeling.



Zone 3 – An English further reading title e.g. Dune, The Wheel of Time, Hitchhiker’s Guide to the Galaxy, The Hobbit, Shadow and Bone, Eragon, Children of Blood and Bone

Write a persuasive speech convincing your teacher to make this book part of the curriculum. You should use persuasive devices you’ve used in your English lessons to ensure your writing is engaging.

Zone 3 – A book by Cassandra Clare, Taran Matharu or Holly Black

Make a list of FIVE new words you have learnt from your chosen book.

For each one, include the page number in the book and the sentence it was used in and then write a definition and write another sentence that uses the word.

Wild Card

Ask the Librarian for a review card and write a review of your chosen book to go on display in the library

Here's an example and one below you can use as a rough draft.

Book title and author

Brief description
(see ideas below)

Colour in the stars for your rating

Include your name

What If?
by Randall Munroe

This is the definitive answer to a whole load of ridiculous questions you didn't even realise you needed to know.

Rating: ★★★★★

Reviewed by: Mr Rawson

Book title
by Author Name

Write your review here. Include a headline if you want and let others know what you thought!

Rating: ★★★★★

Reviewed by: Your Name

- Imagine you are a journalist
 - Make your review punchy and to-the-point
 - Perhaps include an attention-grabbing headline
 - Alliteration works well, so try lists of three examples
- Who else would enjoy reading this book? Is it a must read for all adventure fans or the perfect choice for fans of Philip Pullman for example?

Extension Zone 4 – A book about a journey

**Where in the world would you like to travel to, having read this book? Why?
How has this book inspired you? What sort of adventure do you think you could have
there? Where in the book would you NOT like to visit?**

Extension Zone 4 – Lord of the Flies by William Golding

Imagine you are the captain of the ship that rescues the boys, create a list of questions that you would ask them. For each question, write one answer for what Ralph would respond and one answer for what Jack would respond.

Extension Zone 4 – A diary

Write a new diary entry from the perspective of one of the main characters from your chosen book. Focus on really expressing the character's thoughts and feelings about what has happened.



Zone 4 – A poetry anthology or a verse novel

**Turn your favourite poem in the anthology or favourite part of the verse novel
into a short story.**

Zone 4 – Talk to the Librarian about what to read next

What did you decide to read and why?

Write your response to the book. Did you enjoy it or dislike it? Why?

Comment on the storyline, characters, setting and/or any ideas that the book makes you think about. End your review by giving your opinion of the book.



Extension Zone 4 - A fiction novel about a real historical figure e.g. Lightning Mary,

Code Name Verity

You have been asked to pitch an idea for a historical fiction novel for a publisher. Come up with a title and write a brief synopsis for your book. Your book should be set in a specific time period and revolve around a real life historical figure of your choosing.

CONGRATULATIONS!
YOU HAVE COMPLETED
THE SILVER READING
SCHEME!

